

Assessment: fully explain your assessment method in detail:

- Pre-assessment - ask students to write down three different types of animals or pets that have lived at the White House. Give students a pencil and Post-It note. Students who need assistance writing can work with a neighbor.
- Post-assessment - have students draw a picture of an animal or pet that has lived at the White House and write two sentences about it. For students who need help writing, they can draw a picture and have a student scribe for them.



From Harry S. Truman Library and Museum collection.



From Harry S. Truman Library and Museum collection.



From Harry S. Truman Library and Museum collection.

Morning Walks

President Truman was a walker—a fast walker. In fact his pace was so fast that some newsmen could not keep up with him. Young, athletic reporters were assigned to cover the president on his daily walks of a pace of 120 steps per minute. The president sometimes walked for several miles.

When he and Mrs. Truman moved back to Independence, President Truman especially enjoyed visiting with his friends and neighbors during his daily walks.

Imagine you were taking a walk with President Truman, conduct an interview and write your conversation below



From Harry S. Truman Library and Museum collection.

Un paseo con el Presidente Truman

El Presidente Truman camina rápidamente, tomó 120 pasos por minuto. Fue difícil para algunos de sus agentes de Servicio Secreto escuchar al mismo paso que él. El Presidente usó una rama de árbol para contar sus pasos. Cuando había hecho tiempo y los señores militares estaban, los cadetes de Independencia podían oír el "tap, tap, tap" de su vara mientras caminaba en la banqueta.



Preguntas:

1. ¿Si Harry Truman hubiera caminado por 45 minutos, cuántos pasos habría tomado?
2. ¿Si el hubiera dado 10,000 pasos en su paseo por la mañana, cuántos minutos habría caminado?

Para ver la foto original, visite www.kennedymuseum.org

Respuestas:
1. 5,400 pasos
2. 90 minutos



From the Harry S. Truman Library and Museum collection.

Analyze a Photograph


<p>Meet the photo. What do you see?</p> <p>Is the photo?</p> <p><input type="checkbox"/> BLACK AND WHITE <input type="checkbox"/> COLOR</p> <p>Is there a caption?</p> <p><input type="checkbox"/> YES <input type="checkbox"/> NO</p> <p>If so, what does the caption tell you?</p>	<p>Observe its parts. Circle what you see in the photo.</p> <div style="text-align: center;"> </div> <p>PEOPLE OBJECTS BOTH</p> <p>What are the people doing in the photo?</p> <p>What are the objects used for in the photo?</p> <p>Write two words that describe the photo.</p>	<p>Try to make sense of it. Who do you think took this photo?</p> <p>Where do you think this photo was taken?</p> <p>List something that helps you prove where it was taken.</p> <p>Why do you think the photo was taken?</p> <p>How does this photo compare to modern times?</p>
<p>Use it as historical evidence. Where do you think we could find out more information about the people or objects in the photo?</p>		

Materials created by the National Archives and Records Administration are in the public domain.

From DocsTeach/National Archives teacher resources page.



Variety of White House animals/pets literature.



Coloring Sheets - Animals in the White House

Serving AT THE Pleasure OF THE President



Story by Tina Wagner
Photographs Courtesy of the Feeney Family

There is a man who has lived a most extraordinary life. He tells his story as if this kind of stuff happens to people every day. But it doesn't. Rick Feeney's story is about a little boy and the President of the United States.



Magazine article on Truman's White House squirrel

<https://www.somdthisisliving.com/wp-content/uploads/2016/10/SMTIL-Spring-Issue.linkslanding.pdf>



From the National World War I Museum and Memorial collection.



1974 Press Release



Easy Squirrel Food Recipe

- 2 cups quick oats
- 2 cups corn meal
- 1 cup unsalted sunflower seeds
- 1 cup unsalted peanuts
- 1 cup whole corn kernels

Mix in large brown paper bag. Divide into small zip lock bags.