


Handout A



Voices. Educational Project.

<http://voiceseducation.org/category/tag/poster-reijn-dirksen>

Assessment: fully explain your assessment method in detail or create and attach your scoring guide

Handout B

Cartoon Analysis Worksheet

Level 1	
Visuals	Words (not all cartoons include words)
1. List the objects or people you see in the cartoon.	1. Identify the cartoon caption and/or title. 2. Locate three words or phrases used by the cartoonist to identify objects or people within the cartoon. 3. Record any important dates or numbers that appear in the cartoon.
Level 2	
Visuals	Words
2. Which of the objects on your list are symbols? 3. What do you think each symbol means?	4. Which words or phrases in the cartoon appear to be the most significant? Why do you think so? 5. List adjectives that describe the emotions portrayed in the cartoon.
Level 3	
1. Describe the action taking place in the cartoon. 2. Explain how the words in the cartoon clarify the symbols. 3. Explain the message of the cartoon. 4. What special interest groups would agree/disagree with the cartoon's message? Why?	

National Archives. Tool Box. Analysis Worksheets

<http://www.archives.gov/nae/education/tool-box.html>

http://www.archives.gov/education/lessons/worksheets/cartoon_analysis_worksheet.pdf

<http://www.archives.gov/nae/education/tool-box.html>

Handout C



E. Spreckmeester. Netherlands

George Marshall Foundation. Poster Contest

<http://library.marshallfoundation.org/posters/library/posters/marshall.php>

SOS Visual Image Analysis

Note: If you need more space to answer the questions, list details on back of this sheet and number and title your answers.

Source

1. Date of the image? (When was it made?) _____
2. Creator of the Image? _____
3. What kind of image is it? _____
4. For what audience was the image created? _____

5. Why do you think this image was created? _____

Observe

1. List three or more things you see in the image

2. Identify at least two things about this image you think are important

Contextualize

1. List two things the image tells you about life in the United States and/or Europe

2. What major events were happening in the world during the time this image was created?

Contextualize (continued)

3. Briefly explain what you know about other people, places and events from the same time as this image.

4. How does your knowledge help you to better understand the image?

Corroborate

1. What questions does this image raise in your mind?

2. What other types of evidence or accounts might help you answer your questions? What would you locate the information?

Bringing History Home. 2009

<http://www.bringinghistoryhome.org/assets/bringinghistoryhome/socc%20visual%20image%20analysis%20worksheet.pdf>



St. Louis Post-Dispatch cartoonist Daniel Fitzpatrick penned this image in 1947, illustrating the purpose and impending success of The Marshall Plan in “pulling” Europe out from the ashes of World War II.

St. Louis Post-Dispatch Editorial Cartoon Collection, July 20, 1947

“Marshall Plan” - Daniel Fitzpatrick

<http://shs.umsystem.edu/famousmissourians/presidents/truman/trumanmarshall.html>

Pre-Point IV

Truman Doctrine


Point IV

Marshall Plan

Current Affairs

pg. E5

"THE ANSWER SHOULD BE CLEAR"



Committee for the MARSHALL PLAN
To Aid European Recovery
537 Fifth Avenue, New York 17, N. Y.




"PHOTO FINISH"




Somerville in The Denver Post

"OKAY—STEP ON THE STARTER"



Herblock in The Washington Post

"SOWING OR PLANTING, MR. CONGRESSMAN?"



Bishop in The St. Louis Star-Times

Point IV
Truman Doctrine
Point IV
Marshall Plan
Current Affairs

